



# Why Infographics Are Better than Word-Intensive Content




# Index

- 1. What are Infographics?
- 2. Types of infographics
- 3. The difference between infographics & Text Content
- 4. What does Google say about infographics
- 5. Benefits of using more targeted infographics
- 6. Success rate of Infographics
  - Bounce rate
  - Conversion rate
  - Exit rate



# 1. What are Infographics?

- Infographics are visual representation of numeric and textual data.
  - Essentially, they are used as visual guides, to convey a message in as little amount of words possible.
  - With the amount of content we consume on a daily basis, infographics present the surest way digital content marketers can convey their ideas across and make sure that they stick.
  - The human brain processes visuals better than text
  - Ultimately the best way to tell a story in the shortest amount of time
- 



# Types of infographics

## The

- Statistical infographics (exhibit a)
- Informational infographics (exhibit b)
- Timeline infographics (exhibit c)
- Process infographics (exhibit d)
- Geographic infographics (exhibit e)
- Comparison infographics (exhibit f)
- Hierarchical infographics (exhibit g)
- List infographics (exhibit h)
- Resume infographics (exhibit i)
- How to Guides (exhibit j)




## 2. The Difference between Infographics & Text Content

- ▶ While both are informative modes of conveying a point across, their styles are different.
- ▶ **Infographics** are visual content pieces (this includes video infographics)
  - ▶ More pictures and less words.
- ▶ **Textual content** relay a message in a much more descript and comprehensive format.
  - ▶ More explanatory, word and number based content



## 4. What does Google say about Infographics

- ▶ Infographics have a separated ranking criteria of their own.
- ▶ Google uses Web Spiders to crawl an indexed page
- ▶ When it comes across a link, it then follows the link and indexes that page.
- ▶ While we are aware that Google looks at keywords, domain age, content, length, title tag, header tags and many other factors, infographics also play a huge role in a webpages ranking.
- ▶ Your site might not rank number one for a certain keyword, but your infographic may be first on the images search results.



## 5. Benefits of using more targeted infographics

- Effective ways of conveying a lot of complex information in a way that's easier to digest.
- Using charts and graphs that explain the numbers behind a story can be incredibly useful
- Screenshots with explanation and examples of what to do, how to use it, how to interpret that information, these types of infographics have huge value.
- Infographics are useful tool to build links on a page.
- Infographics are linkable content on the page.
- Great for social media platforms
- Another platform to fit keywords
- Infographics can expand beyond digital marketing



# Success rate of Infographics

- ▶ Having spoken of the ability to capture the attention of the user much more quicker than a great caption, infographics have a much more higher success rate than written content. Here's a list of markers that indicate the success rate of infographics on a webpage:
  - ▶ Infographics retain the users attention span much longer than content which reduces **bounce rate**
  - ▶ They improve the **conversion rate** of the searched keyword when the link building is done well.
  - ▶ By extension, it improves the **exit rate** of the web page
  - ▶ When optimized properly, infographics can be used as a great vehicle to direct traffic from several platform to the website



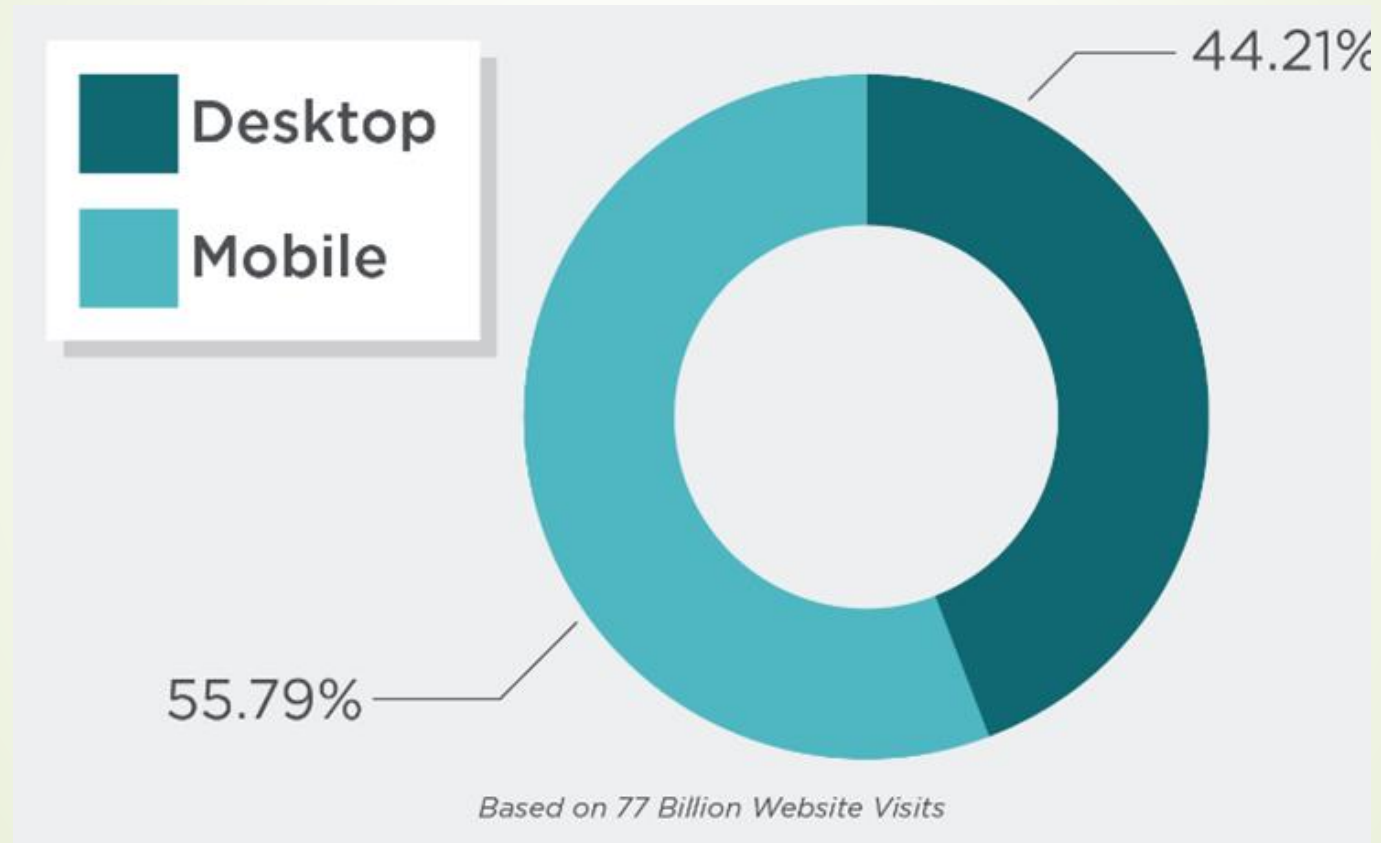


# Sources



- ▶ <https://moz.com/blog/why-visual-assets-are-better-than-infographics-whiteboard-friday>
- ▶ <https://www.searchenginejournal.com/infographic-benefits/267781/>
- ▶ <https://piktochart.com/blog/infographics-successful-seo-campaign/>
- ▶ <https://thenextweb.com/insider/2015/07/29/why-infographics-are-the-secret-to-super-seo/>
- ▶ <https://digitalmarketingphilippines.com/10-reasons-why-you-should-use-infographics-in-your-content-marketing-efforts/>

# Exhibit A



# Exhibit b

## 5 Tips To Keep Your Chin Up

- **1 Do something impulsive.**

Do something impulsive that you haven't planned every day. It's better to have no plan so we can seize the opportunities that may arise.
- **2 Have rituals.**

We are less who we are than what we do. Do 3 things that you love every day. As a result, feeling the gratitude will help you better sleep. Better sleep helps to be in a better mood. A better mood helps to make better decisions.
- **3 Exercise at least 10 minutes a day.**

Exercising has an influence on your brain, on your mood, on your ability to reflect and on your health.
- **4 Take breaks.**

Prevent burnouts by stopping what you are doing and do something else. Create a different atmosphere, add some novelties in your daily routine.
- **5 Learn something new.**

Learning helps to create new connections in your brain and to come up with new ideas and new opportunities.

Source

# Exhibit c

## A BRIEF HISTORY OF TECHNOLOGY



1970

The first Apple computer was released in April 1976. This was the first computer readily available to the general public. For the most part society was pretty "green" to the whole concept.



1990

The technological advancements made in the 90's was revolutionary. It gave birth to the World Wide Web, better known today as the Internet. Today, billions of dollars are made through this platform.



2010

This decade was filled with innovations, creations and revelations beyond many people's wildest dreams.



1980

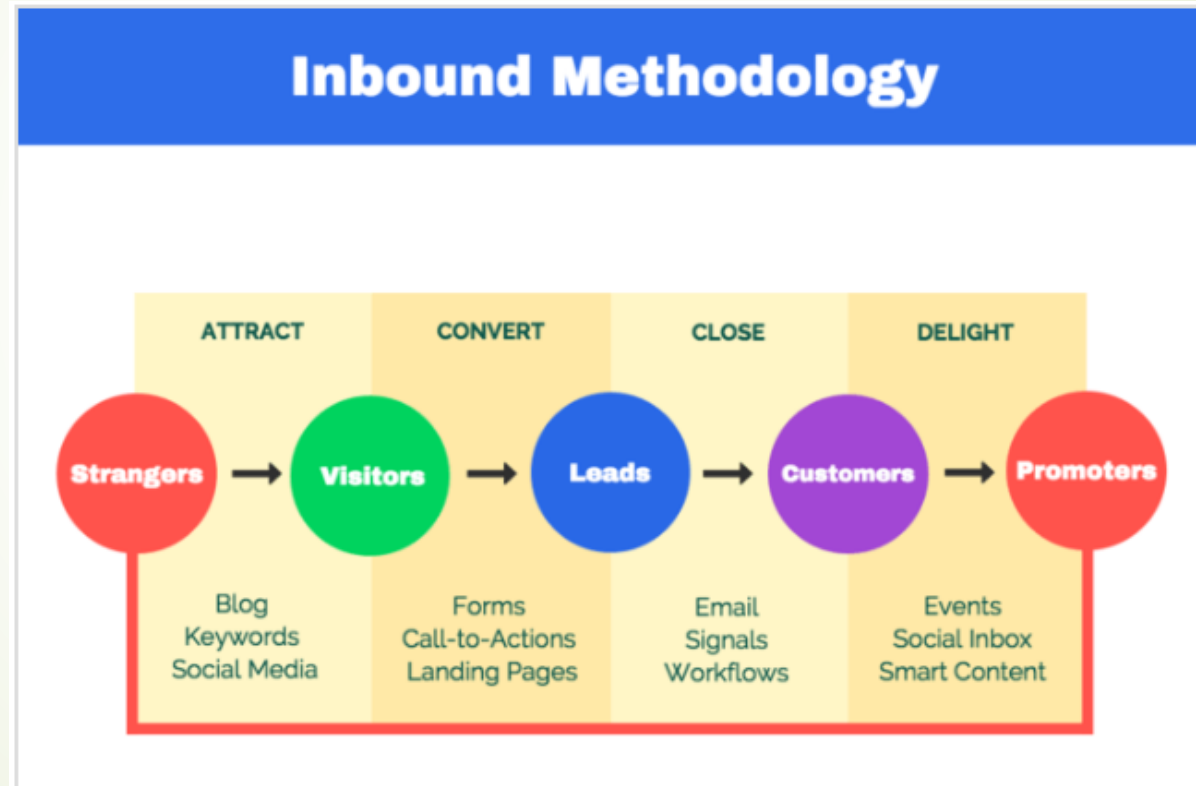
After Apple, other companies like IBM started creating personal computers and others followed shortly after, searching for new ways to introduce devices into people's everyday lives.



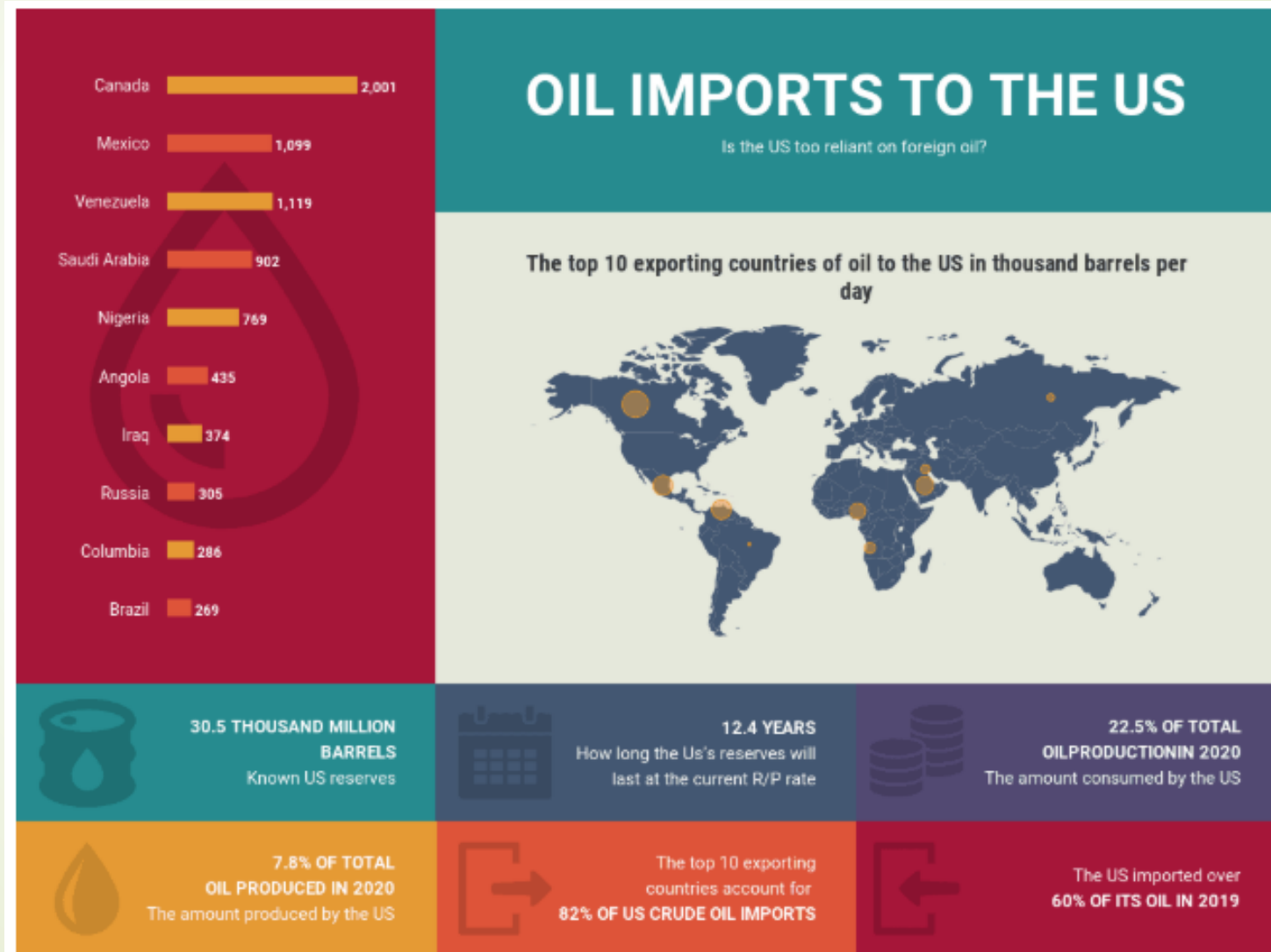
2000

Before this decade, a cell phone was just a phone. Many previously used devices adopted new purposes. With more people using tech to better their lives, internet security became a serious issue.

# Exhibit d



# Exhibit e



# Exhibit f










iPhone 6s

VS

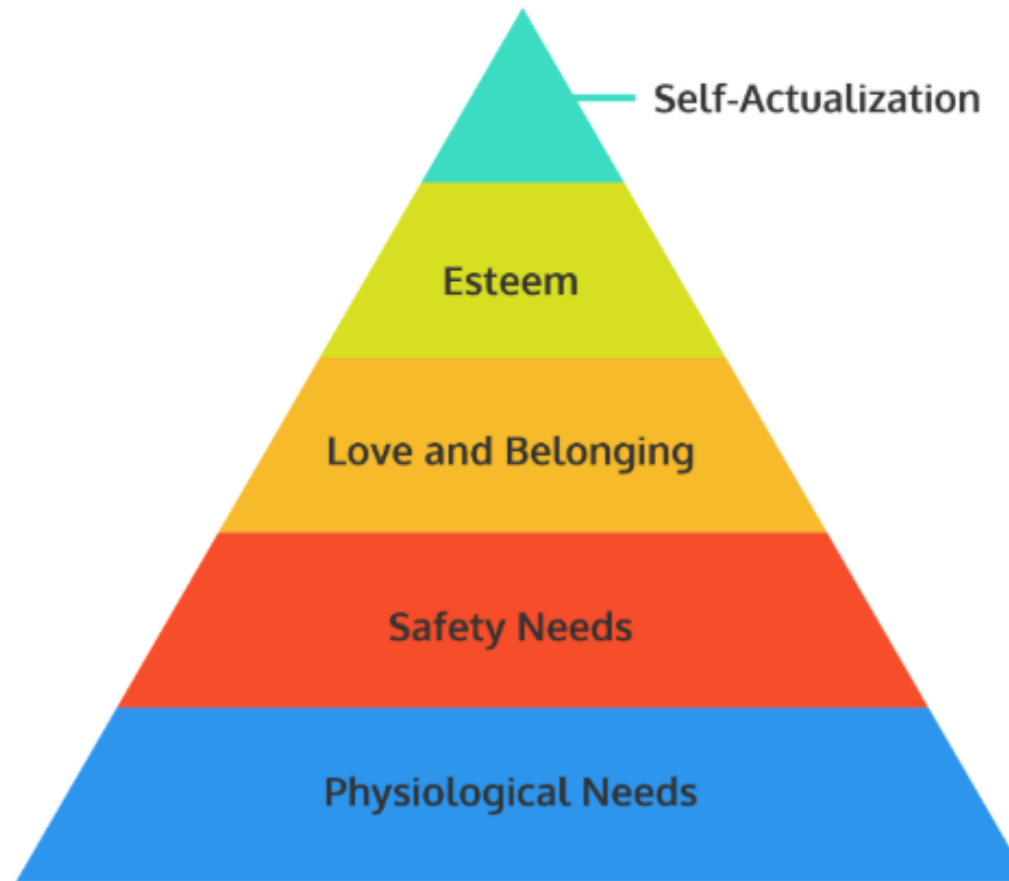


Galaxy S7

|                          |  |                          |
|--------------------------|--|--------------------------|
| \$808.95 as of Apr. 22nd | <br>PRICE       | \$741.16 as of Apr. 21nd |
| 750 x 1334               | <br>RESOLUTION  | 1440 x 2560              |
| 4.7 inches               | <br>SCREEN SIZE | 5.5 inches               |
| 64 GB                    | <br>STORAGE   | 32 GB                    |
| 2 GB                     | <br>RAM       | 4 GB                     |
| 1715 mah                 | <br>BATTERY   | 3600 mah                 |
| 5.04 ounces              | <br>WEIGHT    | 5.54 ounces              |

# Exhibit g

## Maslow's Hierarchy of Needs







# Exhibit h



## PHONE APPS

For iPhones

1

### Clips

If you're curious about Snapchat's funky filters, but don't have the time for a new social network, Apple's Clips is for you. Clips allows iPhone and iPad owners to shoot stills and video and then add wacky filters.

2

### Moleskine Timepage

A smart calendar and day planner, Timepage works with existing calendar providers like iCloud, Facebook and Google, while providing some nifty calendar views and easy event creation.

3

### Bear

Bear is a flexible writing and note-taking app that works great for jotting down quick notes, doodling, writing down poetry or prose, or even collecting snippets of code. Focus mode lets you get right down to business, and a markup editor supports 20 different programming languages.

4

### Word Flow

The Microsoft Garage continues churning out interesting app projects for mobile devices, among them, Word Flow, an iOS keyboard alternative designed to work with one-handed, thumb-swiping typing while on the go.

5

### RunGo

Jogging is a great way to get a bit of exercise, but unless you're a native that knows the lay of the land, it can be tough finding a good and safe jogging route when you're traveling. Users can download routes for offline use, start routes halfway or create their own within the app.

6

### Signal

WhatsApp's move to fully encrypted communication made the headlines recently, but it's actually a bit late to the party. For something a bit more robust, check out Open Whisper System's Signal, a free all-in-one messaging and voice-call solution that uses end-to-end encryption.

# Exhibit i



**PERSONAL**

|              |                   |
|--------------|-------------------|
| NAME         | IRSYADUDDIN IFWAT |
| BIRTH DATE   | 09 . 04 . 1990    |
| RELATIONSHIP | SINGLE            |
| NATIONALITY  | SINGAPOREAN       |

**CONTACT**

|         |  |
|---------|--|
| EMAIL   | IRSYADUDDIN_IFWAT@HOTMAIL.COM                        |
| MOBILE  | +65 9663 2031  |
| HOME    | 6762 9021  |
| SKYPE   | IRSYAD.IFWAT   |
| ADDRESS | BLK 601, WOODLANDS DR 42<br>#02-73, SINGAPORE 730601 |

[www.LINKEDIN.COM/IN/IRSYADUDDINI](http://www.LINKEDIN.COM/IN/IRSYADUDDINI)

[WWW.BEHANCE.NET/IFWHAT](http://WWW.BEHANCE.NET/IFWHAT)

**LANGUAGE**

## PROFILE

An Introvert who seeks Experience, Growth and Purpose in his career journey.  
"Micro" Detail-Oriented when it comes to work, overloaded brain with innovative ideas.  
Love collaborative project works which produce big impact and results.  
Self trained with huge passion for Visualization and design work.

Career Interest: To excel in a position that will give me the opportunities that contribute to my growth and interest.  
To work with creative and ambitious people who share the same purpose in creating something great and impactful.  
To innovate and improve on existing work processes that will bring benefit to the team.

## EXPERIENCE & SKILL

|  |   |   |
|--|---|---|
| INSPECTOR<br>CERTIS CISCO PTE LTD<br>2013 - 2014               |  |  |
| OPERATION ASSOCIATE<br>CYC PTE LTD<br>2014                     |   |   |
| STATISTICAL EXECUTIVE<br>MINISTRY OF MANPOWER<br>2015 - 2016   |   |   |
| DATA VISUALIZATION<br>MANAGER, ZUU SINGAPORE<br>2016 - PRESENT |   |   |

## ACCOMPLISHMENTS

|   |   |  |
|---|---|--|
| <br><b>20</b> INFOGRAPHIC DESIGN PUBLICATION | <br><b>1</b> MOBILE WEBSITE DESIGN PROJECT<br><b>4</b> LANDING PAGE DESIGN | <br><b>7</b> VIDEOGRAPHIC PUBLICATION |
|---|---|--|

# Exhibit j

